

- 1
- 2
- 3
- 4
- 5
- 6
- 7
- 8
- 9
- 10
- 11
- 12
- 13
- 14
- 15
- 16
- 17
- 18

ENDS

Die-cast zinc alloy. Fixed to the aluminium profile with self-tapping screws in black zinc-plated steel, included in the supply.

STANDARD EXECUTION

- **GN 481-SW**: aluminium profile, epoxy resin coating, RAL 9005 black colour, matte finish.
- **GN 481-EL**: anodised aluminium profile in natural colour.

FEATURES AND APPLICATIONS

The standard profile length can be easily adapted (by cutting it according to your need) to the edge of the application, thanks to the special geometry of the profile in which the screws of the end caps directly tap their assembly holes.

ASSEMBLY INSTRUCTIONS

In order to assemble easily the profile to the edge ($l_1 + 2$ mm), we suggest you not to tighten completely the self-tapping screws to the end caps.

Once the profile is fitted to the edge:

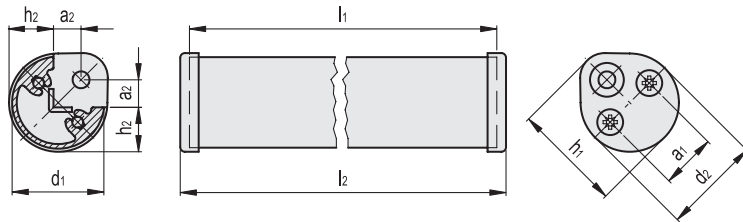
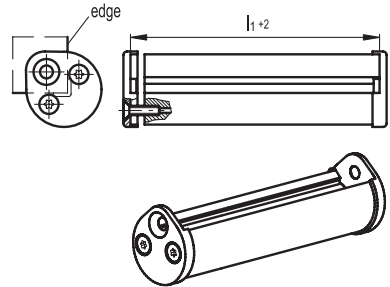
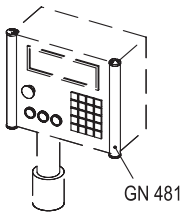
- tighten the end caps self-tapping screws
- fit the handles by means of the two countersunk head screws.

SPECIAL EXECUTIONS ON REQUEST

- Other lengths.
- Other finishes.



Application example



Conversion Table	
1 mm = 0,039 inch	
l2	
mm	inch
106	4.17
306	12.04
506	19.92

GN 481-SW

METRIC

Code	Description	d1 -0.5	l1 +2	d2	a1	a2	h1	h2 -0.1	l2	⚖️
GN.22901	GN 481-30-100-SW	30	100	32	18	9	34.5	14.5	106	105
GN.22911	GN 481-30-300-SW	30	300	32	18	9	34.5	14.5	306	195
GN.22921	GN 481-30-500-SW	30	500	32	18	9	34.5	14.5	506	300

GN 481-EL

METRIC

Code	Description	d1 -0.5	l1 +2	d2	a1	a2	h1	h2 -0.1	l2	⚖️
GN.22902	GN 481-30-100-EL	30	100	32	18	9	34.5	14.5	106	95
GN.22912	GN 481-30-300-EL	30	300	32	18	9	34.5	14.5	306	195
GN.22922	GN 481-30-500-EL	30	500	32	18	9	34.5	14.5	506	300